

## PC 16/ 4-ST-10,16

Order No.: 1967391

The figure shows a 5-pos. version of the product

<http://eshop.phoenixcontact.de/phoenix/treeViewClick.do?UID=1967391>Plug, number of poles: 4, pitch: 10.16 mm, U = 1000 V, I = 76 A, cross  
section: 16 mm<sup>2</sup>

### Commercial data

EAN	4017918939250
Pack	50 Pcs.
Customs tariff	85366990
Weight/Piece	0.03698 KG
Catalog page information	Page 362 (CC-2007)

### Product notes

WEEE/RoHS-compliant since:  
02/18/2003

<http://www.download.phoenixcontact.com>  
Please note that the data given here has been taken from the online catalog. For comprehensive information and data, please refer to the user documentation. The General Terms and Conditions of Use apply to Internet downloads.

### Technical data

#### Dimensions / positions

Pitch	10.16 mm
Dimension a	30.48 mm
Number of positions	4
Screw thread	M 4
Tightening torque, min	1.7 Nm

**Technical data**

Insulating material group	I
Rated surge voltage (III/3)	8 kV
Rated surge voltage (III/2)	8 kV
Rated surge voltage (II/2)	6 kV
Rated voltage (III/2)	1000 V
Rated voltage (II/2)	1000 V
Connection in acc. with standard	EN-VDE
Nominal current $I_N$	76 A
Nominal voltage $U_N$	1000 V
Nominal cross section	16 mm <sup>2</sup>
Maximum load current	76 A
Insulating material	PA
Inflammability class acc. to UL 94	V0
Internal cylindrical gage	A6
Stripping length	14 mm

**Connection data**

Conductor cross section solid min.	0.75 mm <sup>2</sup>
Conductor cross section solid max.	16 mm <sup>2</sup>
Conductor cross section stranded min.	0.75 mm <sup>2</sup>
Conductor cross section stranded max.	16 mm <sup>2</sup>
Conductor cross section stranded, with ferrule without plastic sleeve min.	0.5 mm <sup>2</sup>
Conductor cross section stranded, with ferrule without plastic sleeve max.	16 mm <sup>2</sup> only in connection with CRIMPFOX 16 S
Conductor cross section stranded, with ferrule with plastic sleeve min.	0.5 mm <sup>2</sup>
Conductor cross section stranded, with ferrule with plastic sleeve max.	16 mm <sup>2</sup> only in connection with CRIMPFOX 16 S
Conductor cross section AWG/kcmil min.	18
Conductor cross section AWG/kcmil max	6
2 conductors with same cross section, solid min.	0.75 mm <sup>2</sup>
2 conductors with same cross section, solid max.	6 mm <sup>2</sup>
2 conductors with same cross section, stranded min.	0.75 mm <sup>2</sup>

2 conductors with same cross section, stranded max.	6 mm <sup>2</sup>
2 conductors with same cross section, stranded, ferrules without plastic sleeve, min.	0.5 mm <sup>2</sup>
2 conductors with same cross section, stranded, ferrules without plastic sleeve, max.	4 mm <sup>2</sup>
2 conductors with same cross section, stranded, TWIN ferrules with plastic sleeve, min.	0.5 mm <sup>2</sup>
2 conductors with same cross section, stranded, TWIN ferrules with plastic sleeve, max.	6 mm <sup>2</sup>

**Certificates / Approvals**

Approval logo



**CUL**

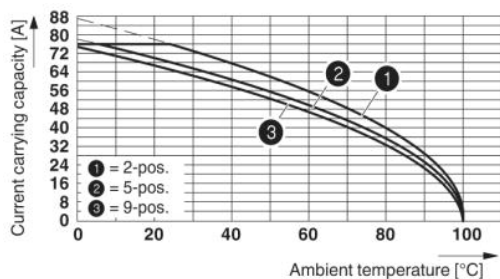
Nominal voltage U <sub>N</sub>	600 V
Nominal current I <sub>N</sub>	55 A
AWG/kcmil	20-6

**UL**

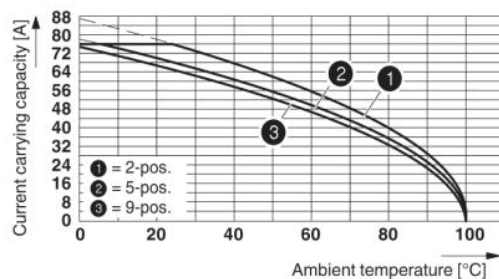
Nominal voltage U <sub>N</sub>	600 V
Nominal current I <sub>N</sub>	55 A
AWG/kcmil	20-6
Certification	CB, CCA, CUL, SEV, UL

**Drawings**

Diagram

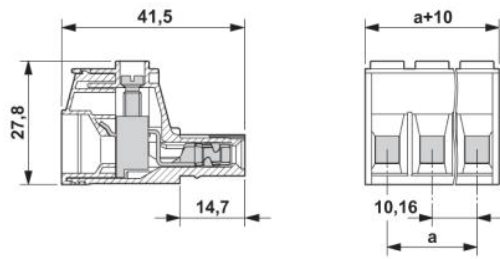


Derating curve for: PC 16/..-ST-10,16 with PC 6-16/..-G1-10,16



Derating curve for: PC 16/..-ST-10,16 with DFK-PC 6-16/..-G-10,16

Dimensioned drawing



The illustration shows the 3-pos. version